

# Sigge

# SITS



# Sigge

designed by: Steven Schilte



## UPHOLSTERY



fabric



\*\* leather only in FC

## COMFORTS



STD standard



LUX lux

## COVERS



FC fixed

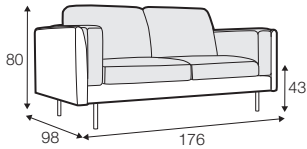


LCV loose with velcro

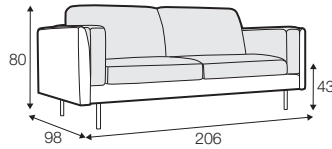
## SPECIAL



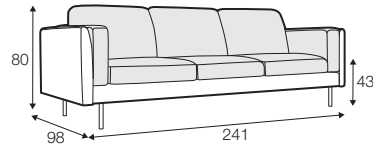
modular system



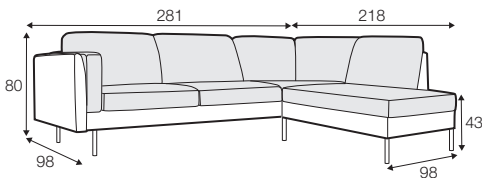
2 seater



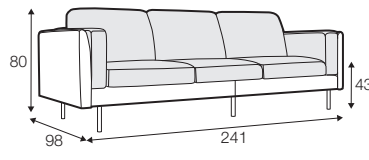
3 seater



3,5 seater

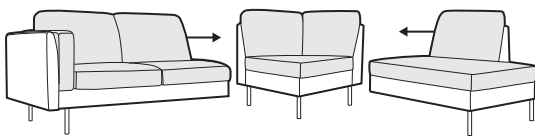


set 1 right / or left  
3 seater left / or right + corner 90°  
+ bench right / or left

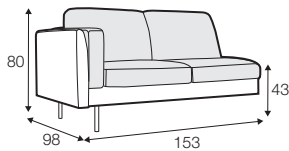


3,5 seater divided

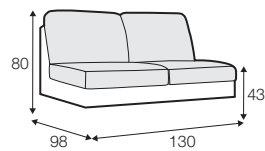
## modular system



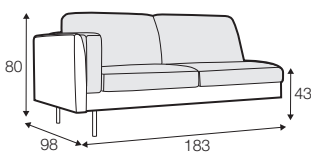
## elements of the modular system



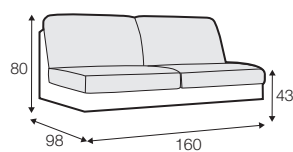
2 seater left / or right



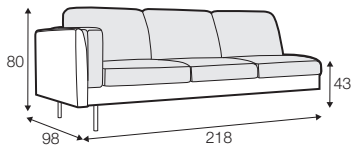
2 seater without armrests



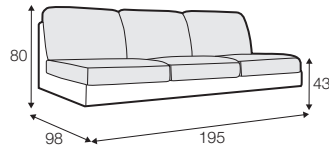
3 seater left / or right



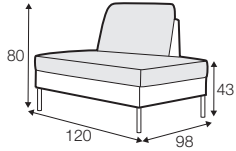
3 seater without armrests



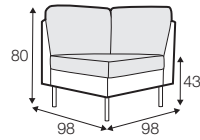
3,5 seater left / or right



3,5 seater without armrests



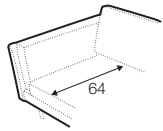
bench right / or left



corner 90°

### extra dimensions

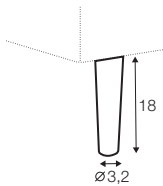
---



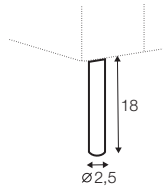
depth of seat

### legs

---



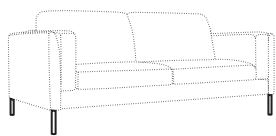
no. 141  
wood



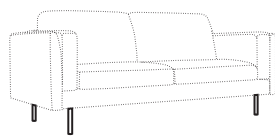
no. 177  
metal chrome,  
painted black

### All legs can be fixed to both armrests:

---



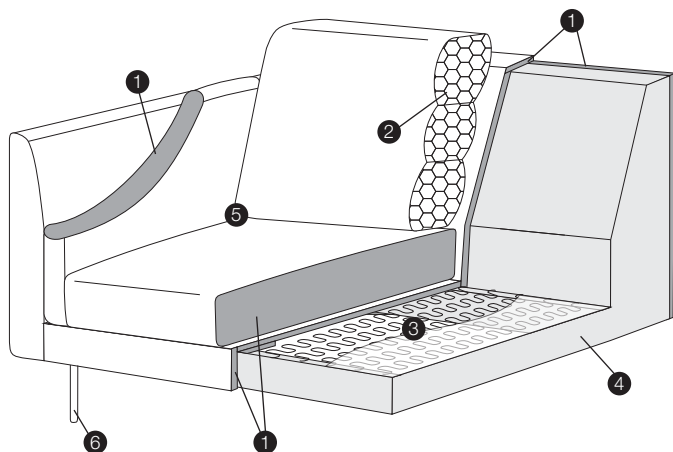
under armrest



under frame

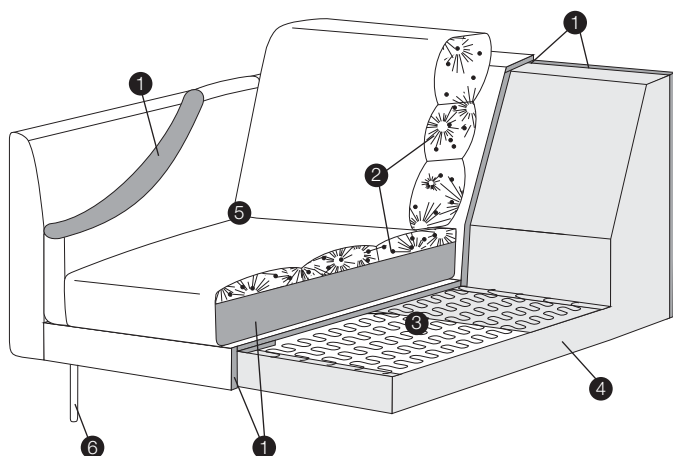
## profile

---



### standard

1. polyurethane foam/high resilient polyurethane foam
2. silicone balls
3. springs
4. solid wood and wood based elements
5. fabric or leather
6. solid wood or metal legs



### lux

1. polyurethane foam/high resilient polyurethane foam
2. cushion chamber with mix of feather and silicone balls
3. springs
4. solid wood and wood based elements
5. fabric or leather
6. solid wood or metal legs